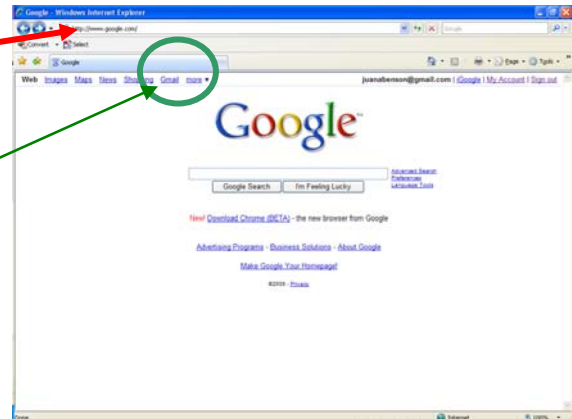


CREATING A FREE E-MAIL ACCOUNT IN GOOGLE (G-MAIL)

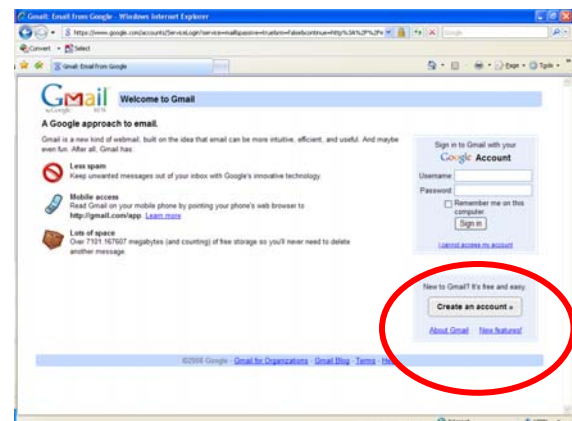
In Internet Explorer, type:

www.google.com in the address bar and tap Enter on your keyboard.

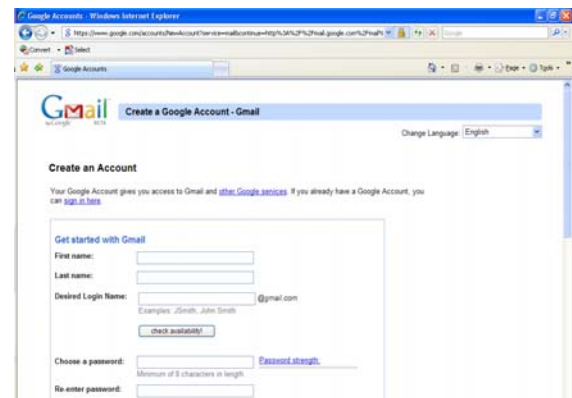
Using the mouse, click on the term **G-Mail**.



Click on **Create an Account**.

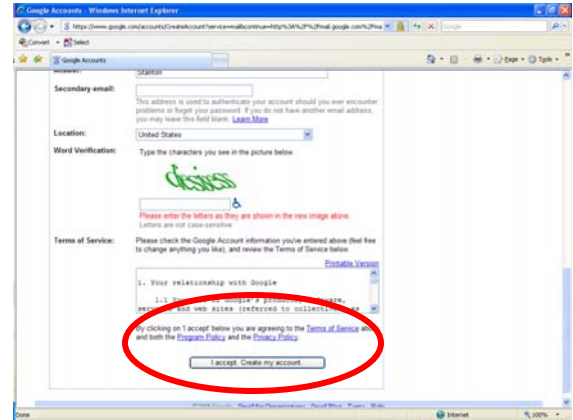


Enter your Account Registration Information



At the end of the Account Registration Information, read the **Terms of Service, Program Policy and Privacy Policy**.

When finished, click **I accept. Create my account.**



Once all "errors" have been solved, you will see a screen like this.

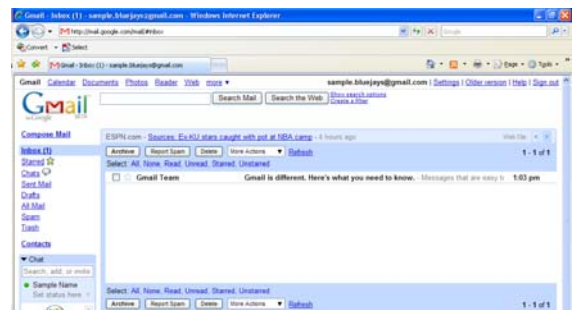


At the bottom of the screen, click on:

To sign in to your Gmail account, go to <http://mail.google.com>.

©2008 Google - [Gmail Home](#) - [Privacy Policy](#) - [Program Policies](#) - [Terms of Use](#) - [Google Home](#)

Your g-mail account in **Google** will open.



A g-mail (**Google** e-mail account) can be accessed from any computer with internet access using your sign in name and password.
DO NOT TELL ANYONE YOUR PASSWORD.

Now that you have created an e-mail account, register with the **Guthrie Public Schools** website to receive broadcast and content e-alerts.
<http://www.guthrie.k12.ok.us>